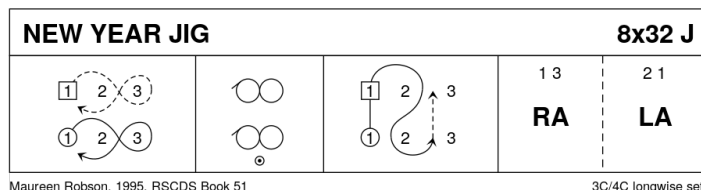


Hogmanay Dance 29.12.2021

1 NEW YEAR JIG J32 · 3/4L

Maureen Robson: RSCDS LI 8 · Crib: E-cribs · Diagram: Keith Rose's Diagrams

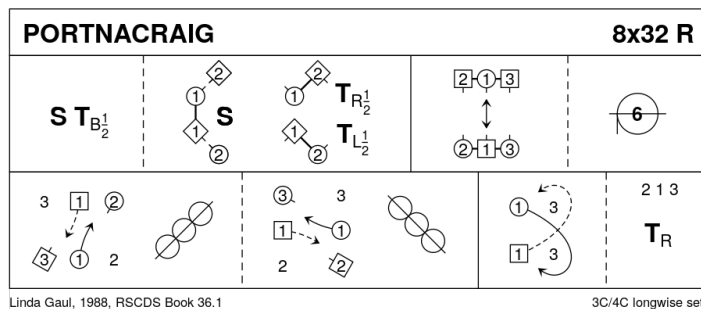
- 1-- 1c parallel Fig8 on sidelines, 1c Rsh to 2c to start
- 9-- Parallel Reels3 on sidelines, 1c Rsh to 2c to start, 1W facing out at end
- 17-- 1W followed by P cast round 2W | dance between 2c to M side ; cast round 2M to 2pl (2c up on [23-24]) (2,1,3)
- 25-- 1c+3c RHA ; 2c+1c LHA, 1W facing out at end.



2 PORTNACRAIG R32 · 3/4L

Linda C Gaul: RSCDS XXXVI 1 · Crib: E-cribs · Diagram: Keith Rose's Diagrams

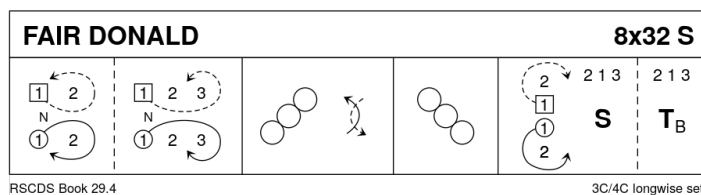
- 1-- 1c set (no advance), turn BH ½ into the middle NHJ facing 2c diagonally (drop hands) ; 1c set to 2c and face out | turn 2c EH ½ (2,1x,3)
- 9-- All A&R ; ½circle6 L (3x,1,2x)
- 17-- 1c pass Lsh into ½ Rsh Reel4 with 1cnrs, pass Lsh into ; ½ Rsh Reel4 with 2cnrs (to 2,1x,3)
- 25-- 1c ½Fig8 round 3c ; All turn RH (2,1,3)



3 FAIR DONALD S32 · 3/4L

RSCDS XXIX 4 · Crib: E-cribs · Diagram: Keith Rose's Diagrams

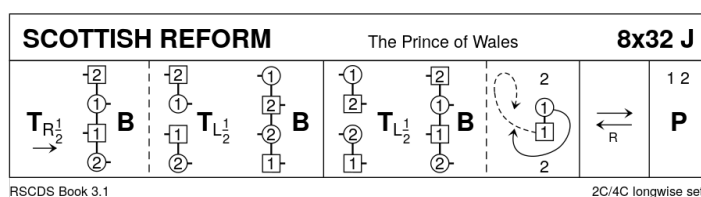
- 1-- 1c dance NHJ between 2c and cast up to top ; dance NHJ between 3c and cast up to 1cnrs (2c up on [7-8])
- 9-- Reel4 with 1cnrs, at the end pass Lsh to face 2cnrs
- 17-- Reel4 with 2cnrs, finishing between 2c on own side, facing up NHJ
- 25-- 1c cast off one | 2c+1c+3c set ; all turn P BH



4 SCOTTISH REFORM J32 · 2/4L

RSCDS III 1 · Crib: E-cribs · Diagram: Keith Rose's Diagrams

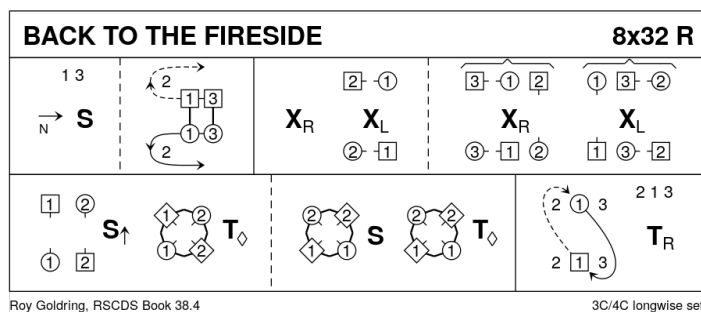
- 1-- 1c ½ RH turn to finish between 2c, 2c+1c BiL ; drop RH and turn LH half round, 1c+2c BiL
- 9-- Repeat bars 5-8 ; 1c turn ¾ RH to places, curving into
- 17-- 1c lead down the middle and up
- 25-- 1c+2c Poussette



5 BACK TO THE FIRESIDE R32 · 3/4L

Roy Goldring: RSCDS XXXVIII 4 · Crib: E-cribs · Diagram: Keith Rose's Diagrams

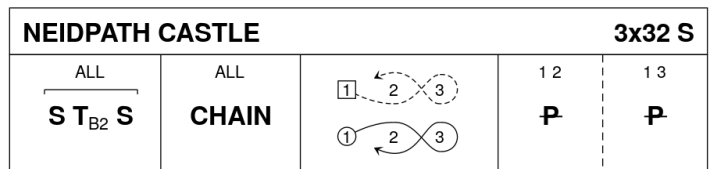
- 1-- 3c followed by 1c dance down the middle | set ; dance up the middle, 1c cast off to 3pl **while{2}** 3c dance up to 1pl (3,2,1)
- 9-- »Pick-up chain«, from below: 1c cross RH, 1c+2c change places LH ; 1c+3c change places RH **while{2}** 2c cross RH ; 1c cross LH **while{2}** 3c+2c change places LH (to 1,2x,3)
- 17-- 1c+2c set advancing to join NH in a circle | releasing hands, 1c+2c Petronella one place R ; Set NHJ | repeat petronella, to sidelines (2,1x,3)
- 25-- 1c ½ Fig8 L (W up, M down) ; All turn RH (2,1,3)



6 NEIDPATH CASTLE S32 · 3/3L

Derek Haynes: RSCDS XXII 9 · Crib: E-cribs · Diagram: Keith Rose's Diagrams

- 1-- All set | all turn BH twice | all set
- 9-- G-Chain (1c cross to start)
- 17-- 1c Fig8 on own side round 2c+3c, starting inwards. On [24] 1c+2c dance in for
- 25-- 1c+2c ½ Poussette, on [28] 1c continue slow turn and 3c dance in ; 1c+3c ½ Poussette (2,3,1)



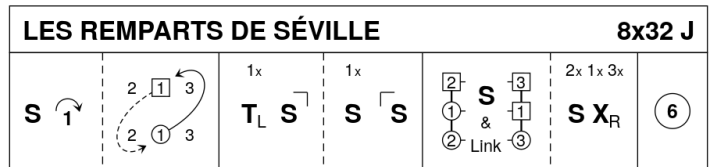
Derek Haynes, RSCDS Book 22.9

3C/3C longwise set.

7 LES REMPARTS DE SÉVILLE J32 · 3/4L

Aliénor Latour: RSCDS L 2 · Crib: E-cribs · Diagram: Keith Rose's Diagrams

- 1-- 1c set | cast off (2c up) ; 1c ½ Fig8, Lsh to 1c nr
- 9-- 1c turn LH to face 1c nr | 6 bars of set H&G, into lines across
- 17-- S&Link3 ; all set | all cross RH
- 25-- Circle6 and back (2,1,3)



Aliénor Latour, 2014, RSCDS Book 50.2

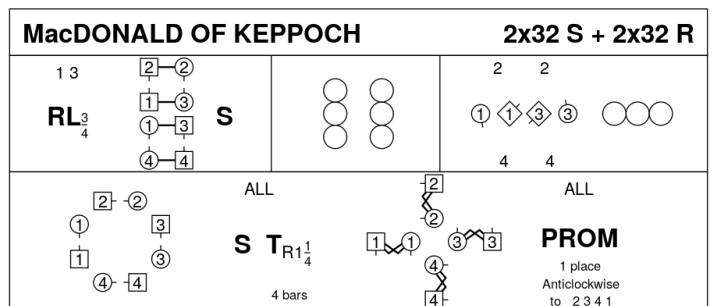
3C/4C longwise set.

8 MACDONALD OF KEPPOCH M128 · 4S

Chris Ronald: RSCDS XLIX 11 · Crib: E-cribs · Diagram: Keith Rose's Diagrams

- 1-- 1c+3c ¾ R&L to BtoB facing sides | all set
- 9-- Parallel Reels4 across, 1c+3c finish half way the last left pass, in a line up and down the set
- 17-- 1c+3c Lsh Reel4, 1W+3W pass Rsh in middle to start, to finish in original places
- 25-- All set to P | all turn P RH 1¼ | all in promhold chase cclw ¼ (2,3,4,1)

The first two turns are in Strathspey time, the second two are in Reel time.



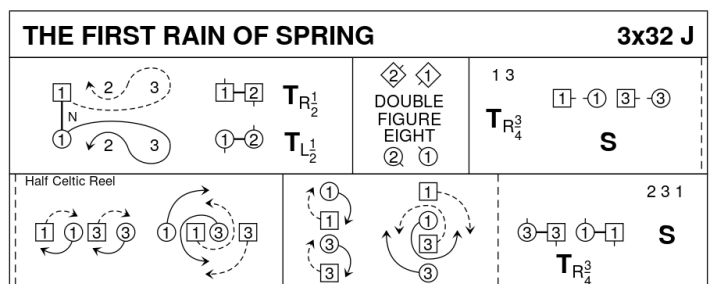
Chris Ronald, 2013, RSCDS Book 49.11

4C/4C square set.

9 THE FIRST RAIN OF SPRING J32 · 3/3L

Wouter Joubert: RSCDS XLIX 4 · Crib: E-cribs · Diagram: Keith Rose's Diagrams

- 1-- 1c dance down below 3c | cast up 1 place ; dance up to 1pl facing out | 1c+2c ½ turn EH, 2c face out
- 9-- 2c+1c DblFig8, 1c crossing up
- 17-20 1c+3c turn P RH ¾ and face P up/dn | set ;
- 21-28 (½ Celtic Reel) 1c+3c pass Rsh | "outers" chase ¼ way clw while{2} "inners" turn (no hands) ¾ Lsh to face same person ; repeat
- 29-32 1c+3c Turn P RH ¾ | all set



Wouter Joubert, 2013, RSCDS Book 49.4

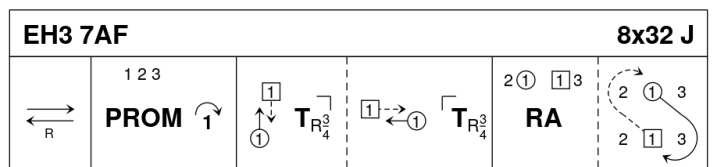
3C/3C longwise set.

10 PROGRAMME ITEM – Interval

11 EH3 7AF J32 · 3/4L

Roy Goldring: RSCDS XL 6 · Crib: E-cribs · Diagram: Keith Rose's Diagrams

- 1-- 1c lead down the middle and up, on [8] 2c+3c step in for
- 9-- 1c+2c+3c Promenade, at end 1c cast off (to 2,1,3)
- 17-- 1c cross Rsh | turn 1c nr RH ; cross up/dn Rsh | turn 2c nr RH (2,1x,3) |
- 25-- 2c+1M & 1W+3c RHA ; 1c ½ Fig 8 Rsh round 4c nr (2,1,3)



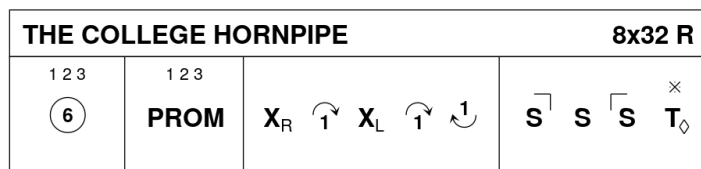
Roy Goldring, 1998, RSCDS Book 40.6

3C/4C longwise set.

12 THE COLLEGE HORNPIPE R32 · 3/4L

W Boag (18C): RSCDS XX 12 · Crib: E-cribs · Diagram: Keith Rose's Diagrams

- 1- 1c+2c+3c circle6 and back, finishing in couples for
- 9- 1c+2c+3c Promenade
- 17- 1c cross RH, cast off one {3} cross LH, cast off one | lead up to face 1cnrs (2c up on [19-20])
- 25- 1c SetH&G with clap on [31] and Petronella Turn to own sideline



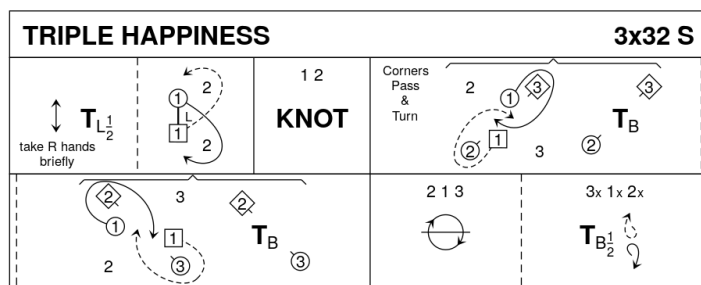
Boag, 1797, RSCDS Book 20.12

3C/4C longwise set.

13 TRIPLE HAPPINESS S32 · 3/3L

Yoshiki Oyama: RSCDS LII 10 · Crib: E-cribs · Diagram: Keith Rose's Diagrams

- 1-- 1c A&R{1+1} taking (or shaking) RH briefly | turn LH ½ facing down ; cross LH between 2c and cast up to 1pl
- 9-- 1c+2c The Knot, 1c finish facing 1cnrs (2,1,3)
- 17-- Corners Pass and Turn BH (2,1,3)
- 25-- All chase clw ½ ; turn BH ½, face each other | cast R to exchanged places (3,1,2)



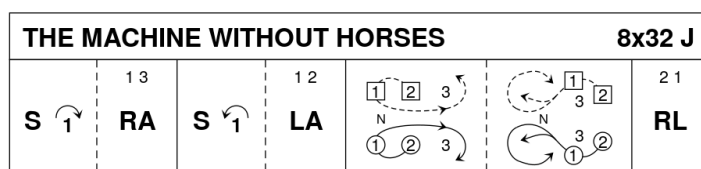
Yoshiki Oyama, 2016, RSCDS Book 52.10

3C/3C longwise set.

14 THE MACHINE WITHOUT HORSES J32 · 3/4L

David Rutherford: RSCDS XII 12 · Crib: E-cribs · Diagram: Keith Rose's Diagrams

- 1- 1c set | cast off (2c up) ; 1c+3c RHA
- 9- 1c set | cast up (2c down) ; 1c+2c LHA
- 17- 1c followed by 2c dance between 3c, cast up round them, dance up, 1c cast off to 2pl, **while** 2c dance into 1pl (no loops)
- 25- 2c+1c R&L



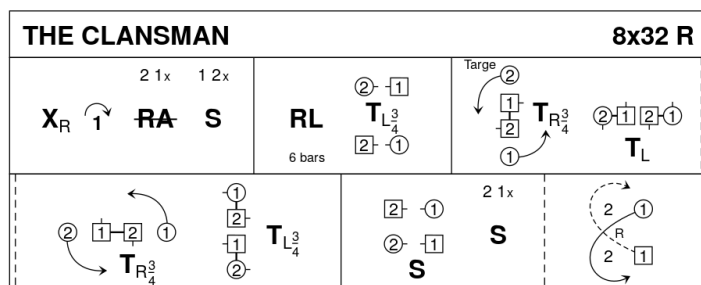
Rutherford, 1772, RSCDS Book 12.12

3C/4C longwise set.

15 THE CLANSMAN R32 · 2/4L

Derek Haynes: RSCDS XXXII 8 · Crib: E-cribs · Diagram: Keith Rose's Diagrams

- 1- 1c cross RH | cast off (2c up) ; 2c+1c ½ RHA | set to P (1,2x)
- 9- 1c+2c R&L, finish with ¾ LH turn into line across, the W in the centre:
- 17- The Targe (1W+2W turn ¾ RH **while**{2} 1M+2M chase ¼ round cclw | 1M+2W & 1W+2M Turn LH ; repeat) finishing on sides (2,1x)
- 25- 2c facing 1c set | all set to P ; 1c lead up, cross and cast to 2pl (2,1)



Derek Haynes, 1981, RSCDS Book 32.8

2C/4C longwise set.

16 THE DREAM CATCHER S96 · 4S

Eileen Orr: RSCDS XLV 9 · Crib: E-cribs · Diagram: Keith Rose's Diagrams

Part 1

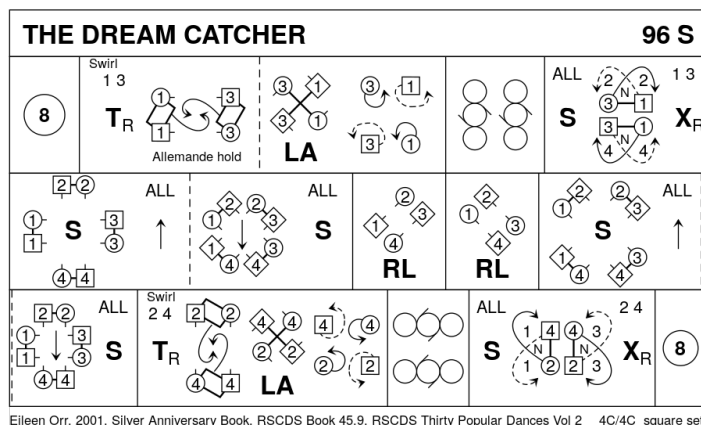
- 1- All Circle8 and back
- 9- The Swirl: 1c+3c turn RH into Allemande hold facing in | dance Lsh round other C half way ; 1c+3c LHA, on [16] let go and swivel L to face side couples, BtoB with P, 1c below 3c
- 17- Parallel Rsh Reels4 across, finish as at start
- 25- All set | 1M+3W & 3M+1W NHJ dance out between side couple, cross and cast to own places, change place with P RH

Part 2

- 1- All set | advance to middle and form circle ; retire with cnr | set
- 9- 1W+4M & 3W+2M R&L, starting across the set
- 17- 1M+2W & 3M+4W R&L, starting across the set
- 25- All set | advance to middle and form circle ; retire with P | set

Part 3

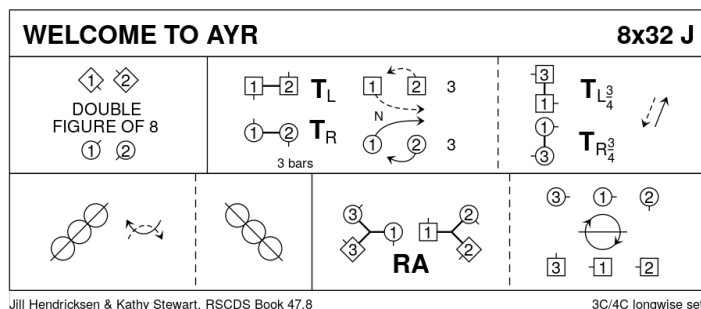
- 1-24 2c+4c starting, repeat part 1, 9-32 in the other orientation (The Swirl, Reels4 up/dn, return to places)
- 25- All Circle8 and back



17 WELCOME TO AYR J32 · 3/4L

Jill Hendricksen/Kathy Stewart: RSCDS XLVII 8 · Crib: E-cribs · Diagram: Keith Rose's Diagrams

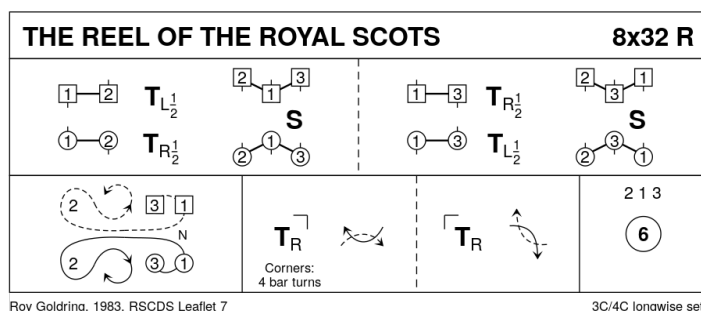
- 1- 1c+2c DblFig8, 1c crossing down to start, at end 2c face out
- 9- 1c+2c turn EH 1¼ on side (2c to 1pl) and 1c face down NHJ ; 1c dance down and turn 3c EH, 3c finish in 3pl and 1c facing 1cnr
- 17- 1c+1cnrs ½ diag. Reel4 and pass Rsh ; repeat with 2cnrs, 1c finish on midline Lsh to Lsh facing own side
- 25- 3c+1M & 1W+2c RHA (3x,1x,2x) ; All chase clw ½ round (2,1,3)



18 THE REEL OF THE ROYAL SCOTS R32 · 3/4L

Roy Goldring: The Leaflet Dances with Music · Crib: E-cribs · Diagram: Keith Rose's Diagrams

- 1- 1W+2W (1M+2M) turn LH (RH) ½, finishing 1c BtoB in 2pl | All set as in DTr ; 1W+3W (1M+3M) turn RH (LH) ½ | 2c+3c+1c set as in DTr
- 9- 1c followed by 3c dance up between 2c, cast off ; dance NHJ down through 3pl, cast up to face 1cnrs, 3c looping into 3pl
- 17- 1c turn 1cnrs RH, pass Rsh (cnrs dance for {4}) ; turn 2cnrs RH (same), and cross Rsh to (2,1,3)
- 25- All circle6 and back

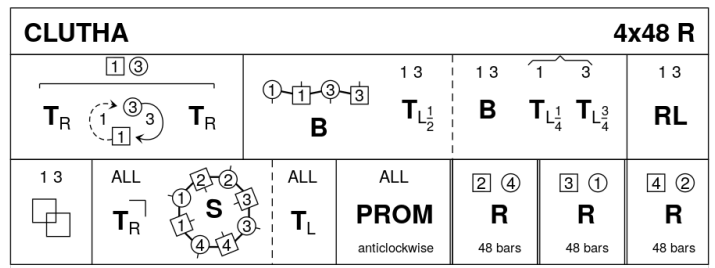


19 CLUTHA R48 · 4S

RSCDS XXXI 2 · Crib: E-cribs · Diagram: Keith Rose's Diagrams

- 1- 1W+3M turn RH | dance Rsh round P {4} | turn RH again, finishing RHJ and LHJ with P for
- 9- 1c+3c BiL | turn P ½ LH ; BiL | turn P LH to original places (¼ or ¾ turn)
- 17- 1c+3c R&L
- 25- 1c+3c L-Chain (M no polite turn at the end)
- 33- All turn corner RH | give P LH to form circle (M face out) and set ; turn P LH into promhold facing cclw
- 41- All dance cclw to original positions

repeat 3 times with 2W, 3W and 4W leading in turn

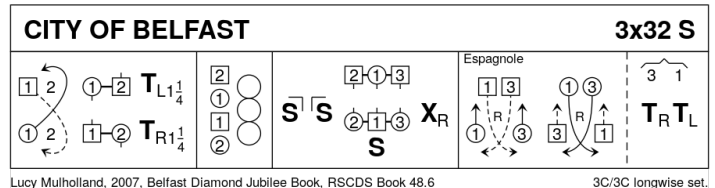


20 CITY OF BELFAST S32 · 3/3L

Lucy Mulholland: RSCDS XLVIII 6 · Crib: E-cribs · Diagram: Keith Rose's Diagrams

- 1- 1c ½ Fig8 round 2c ; 1c turn 2c EH 1¼ into line across, 1c in the middle
- 9- 1c+2c Reel4, finish 2c in 1pl and 1c (last pass is Lsh) facing 1cnr
- 17- 1c set to 1cnr | set to 2cnr, dancing R into sideline (2,1x,3) ; All set | 1c cross RH
- 25- 1c+3c Espagnole (2,3,1)

Espagnole: both W lead RHJ to M side, cross and cast back to exchanged places while Men cross to W side, lead RHJ back to M side crossing to exchanged places ; all turn P EH (2,1)



21 MAJOR IAN STEWART J32 · 3/4L

John Drewry: RSCDS XXXV 4 · Crib: E-cribs · Diagram: Keith Rose's Diagrams

- 1- 1c+2c turn RH ½ into | ½ RHA into ; 2c+1c turn RH, 2c finish facing out (2,1,3)
- 9- Opposing Reels3 on own sides (1c inwards, Rsh to 4cnr) 1c finish facing 1cnr, 2c+3c finish with loops
- 17- SetH&G to (2,1,3)
- 25- Circle6 L {3}, cross R foot over L and chase back cclw to (2,1,3)

